




## Using the Overdrive App

(For iPhone, iPod Touch, iPad, Android, Blackberry)

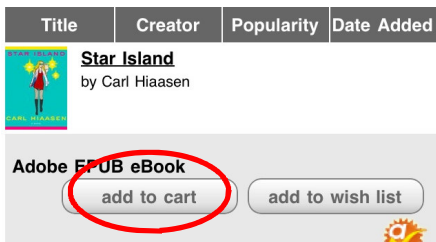
Please Note: Images from iPod Touch, your device may differ slightly

- 1) Install the FREE Overdrive Media Console App from your device's App Store
- 2) In order to read e-books, you will be prompted to register the app using your Adobe ID (if you don't have one you can choose to create one at the Adobe website)



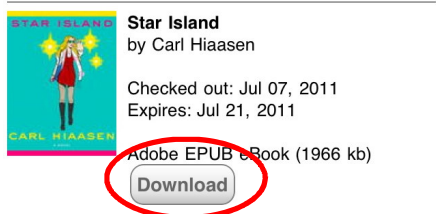
- 3) After registering with Adobe, choose "Get Books" in the upper right hand corner of the app
- 4) Choose "Add Library," then search for Washington County Free Library

- 5) Choose "Washington County Free Library — Maryland's Digital Library" to be taken to our e-library site
- 6) Browse or Search books just like you would on the web-based version of Overdrive (NOTE: only Adobe EPUB and MP3 formats are available when using the Overdrive App)



- 7) Choose "Add to Cart" on any titles that you would like to checkout. The "Place a Hold" option is also available if the title is checked out. Titles not checked out within 30 minutes will be removed from your cart

- 8) When you are finished browsing, choose "My Cart" > "Proceed to Checkout." Choose Washington County from the Library list, then enter your library card number to log in



- 9) After checking out, you will be taken to the download screen, choose "Download" to load the book into the Overdrive Media Console app.

Congratulations! You can now enjoy your book on the go with your mobile device!



# WASHINGTON COUNTY FREE LIBRARY